SOCIAL SHIFT INSTITUTE

HBNC
Creating Connected Communities

State of Families Report 2026

Hinkler



The State of Families Report 2026: Hinkler is an initiative of the Social Shift Institute, the community development, research & innovation arm of the HBNC.

www.socialshift.com.au
www.hbnc.com.au

Version 1 published 2026

State of Families 2026 Hinkler © 2026 by Social Shift Institute is licensed under CC BY-NC-ND 4.0. To view a copy of this license, visit https://creativecommons.org/licenses/by-nc-nd/4.0/



SOCIAL
SHIFT
INSTITUTE

HBNC
Creating Connected Communities

CAUTION:

Some people may find parts of this report confronting or distressing. Please carefully consider your needs when reading the following report. This report discusses mental health issues, domestic & family violence, and adolescent violence in the home. The information included here places an emphasis on data, and as such, can appear to depersonalise the pain and trauma behind the statistics. The Social Shift Institute acknowledges the individuals, families and communities affected by mental health & DFV each year.

NEED TO TALK TO SOMEONE?

Don't go it alone. Please reach out for help.

Lifeline:
13 11 14 or lifeline.org.au
Beyond Blue:
1300 22 4636 or beyondblue.org.au
Kids Helpline:
1800 55 1800 or kidshelpline.com.au
Headspace:
1800 650 890 or headspace.org.au
13YARN:
Speak to Aboriginal and Torres Strait Islander crisis supporter on 13 92 76 or visit 13yarn.org.au

WHERE TO FIND HELP

If you or someone you know is experiencing sexual abuse or family violence contact:

National Sexual Assault, DV Counselling Service 24 hour helpline:
1800 RESPECT on 1800 737 732
24-hour Emergency Accommodation helpline:
on 1800 800 588
Safe at Home helpline:
1800 633 937
National Violence and Abuse Trauma Counselling and Recovery Service:
1800 385 578
or Rainbow Sexual, Domestic and Family Violence Helpline 1800 497 212
SHE (free and confidential counselling and support):
6278 9090
Sexual Assault Support Services:
6231 1811 or after hours 6231 1817
Family Violence Crisis and Support Service:
1800 608 122
Bravehearts-Sexual Assault Support for Children:
1800 BRAVE 1
Wide Bay Sexual Assault Service:
4194 5230
Trauma Assist
4194 5230

We respectfully acknowledge Aboriginal and Torres Strait Islander peoples as the First Peoples of Australia and pay our respects to Elders past and present.



CONTENTS

00 **Executive Summary**

Introduction to the 2026 State of Families Report.

01 **Who are our families?**

Demographic profile of families in Fraser Coast & Bundaberg.

02 **What key issues are families facing?**

Cost of living, divorce & separation, DFV, adolescent violence, housing, employment, education and disadvantage.

03 **How are families doing?**

Mental health, physical health, disability, & social isolation.

04 **What is being done for families?**

Key strategies.

05 **Future Outlook**

It Takes A Village initiative



WHAT CHALLENGES ARE FAMILIES FACING?

Housing affordability
40% Fraser Coast | 38.5% Bundaberg pay over 30% of income on rent (common key indicator of rental stress)

Lower workforce participation
41.5% Fraser Coast | 34.2% Bundaberg couples both not working (vs 20.5% QLD | 21% Aus) reflecting ageing populations

Domestic & family violence rising
161% increase in DFV incidents in Fraser Coast and 114% in Bundaberg since 2015

Adolescent violence in the home
1 in 5 young people (16-20) nationally report using violence at home. Rising issue heavily linked to childhood trauma exposure

1

2

3



WHO ARE OUR LOCAL FAMILIES?

Fewer families with children
29% Fraser Coast | 32% Bundaberg (vs 41% ALD | 43.7% Aus) due to ageing populations.

Significantly lower family incomes
Fraser Coast $1,062/week (50% less than national) | Bundaberg $1,427/week (33% less)

Fewer First Nations families with children
29.8% Fraser Coast | 31.4% Bundaberg (vs 39.4% QLD | 40.7% Aus)

Lower cultural diversity
12.7% Fraser Coast | 13% Bundaberg born overseas (vs 22.7% QLD | 29% Aus)

Families across Hinkler are facing growing pressures across a wide range of social challenges highlighting the importance of stronger, connected and accessible community support.



HOW ARE FAMILIES DOING?

Higher chronic disease
44.2% Fraser Coast | 41% Bundaberg (vs 32.9% QLD | 31.7% Aus)
Main issues: arthritis & asthma

Strong antenatal care access
94.8% Fraser Coast | 95.1% Bundaberg access antenatal care, but early & more comprehensive engagement is lower than QLD & Aus

High mental health needs
12.8% Fraser Coast | 11.6% Bundaberg (vs 9.1% QLD | 8.8% Aus) with females & youth at higher prevalence

Higher youth disability rates
7.5% Fraser Coast | 7.1% Bundaberg aged 10-19 need assistance (vs 4.6% QLD | 4.9% Aus)

More vulnerable children
Less than 1 in 2 children developmentally on track 44.5% Hervey Bay | 42.5% Maryborough | 39.5% Bundaberg (vs 51.7% QLD | 52.9% Aus) on track

SOCIAL SHIFT INSTITUTE

HBNC
Creating Connected Communities

Families Snapshot

Fraser Coast & Bundaberg 2026

A truly family-friendly city is one where every family, regardless of their background, circumstances or structure, feels welcomed, supported and connected. It is a community where families can thrive, children can flourish, and no one is left behind.



About the Social Shift Institute

The Social Shift Institute is committed to driving meaningful, community-led change through innovation. As the research and community development arm of HBNC, our focus is on empowering local communities by providing the tools, strategies, and support they need to address some of the most pressing social challenges.

In partnership with the Department of Social Services, we serve as a designated Brokerage Organisation for the Community-led Support Fund (CLSF). Through this fund, we help communities secure funding for impactful projects focused on mental health, family support, job readiness, and employment.

But we don't stop there. Together with local communities, we're building momentum with our Social Shifters workshops and activities—designed to build local capacity to solve real-world problems using the latest, evidence-backed strategies.

We're also always in motion, gathering data and conducting ongoing research. Our State of Reports and other publications help us track the evolving needs of our communities and spotlight key opportunities for action and collective impact.

And here's where things get even more exciting: We're currently developing the Social Vault—a cutting-edge library of innovative programs and resources, packed with ready-to-use toolkits that can be customized for any community. Get ready to tap into a host of resources that will accelerate your community's growth and success!

Join us in shaping our community's future, one social shift at a time!

Find out more:
www.socialshift.com.au



Executive Summary

Welcome

Welcome to **The State of Families Report 2026: Hinkler.** Prepared by the Social Shift Institute, this report provides a snapshot of families in the Fraser Coast and Bundaberg regions, highlighting key challenges and opportunities to support the region. Drawing on data from the Australian Bureau of Statistics, and other key datasets, the report compares local conditions for families with broader benchmarks across Queensland and Australia.

Who are our local families?

Families across the Fraser Coast and Bundaberg regions have distinct demographic characteristics, largely influenced by ageing populations, retirement migration and comparatively fewer families with children. Only 29% of Fraser Coast families and 32.1% of Bundaberg families are couples with children, compared to 41.2% across Queensland. Conversely, couples without children represent 52.2% and 49% of families respectively, reflecting the regions' ageing populations. Median weekly family incomes are significantly lower at $1,062 in Fraser Coast and $1,427 in Bundaberg, compared to $2,024 across Queensland. First Nations families experience additional economic pressures, while cultural diversity remains comparatively low, with only 12.7% of Fraser Coast residents and 13% of Bundaberg residents born overseas, compared to 22.7% statewide.

What key issues are families facing?

Families across Hinkler are experiencing increasing social and economic pressures, particularly around cost of living, housing affordability, employment and family safety. Housing stress is a significant concern, with 40% of renting households in Fraser Coast and 38.5% in Bundaberg spending more than 30% of their income on rent (a common indicator of rental stress). Workforce participation is also lower, with 41.5% of couple families in Fraser Coast and 34.2% in Bundaberg having neither partner in paid employment, influenced partly again by the regions' ageing populations. Domestic and family violence remains a critical concern, with reported police incidents increasing by 161% in Fraser Coast and 114% in Bundaberg since 2015. Adolescent violence in the home

is also an emerging issue, with national research indicating that approximately 20% of young people aged 16–20 report using violence within the family home. Adolescent violence offending is further strongly linked to childhood exposure to violence & trauma and can therefore be linked as a flow on presentation from rising DFV.

How are families doing?

The report identifies significant health and wellbeing challenges across both regions, with rates of chronic illness, mental health conditions and disability consistently exceeding Queensland and national averages. Approximately 44.2% of Fraser Coast residents and 41.2% of Bundaberg residents report at least one long-term health condition, compared to 32.9% across Queensland. Mental health conditions affect 12.8% of Fraser Coast residents and 11.6% of Bundaberg residents, compared to 9.1% statewide, with particularly high rates among women and young people. Disability is also more prevalent, affecting 24.8% of Fraser Coast residents and 23.1% of Bundaberg residents. While antenatal care access is strong, with approximately 95% of mothers attending at least five appointments, opportunities remain to improve early engagement. Social isolation and loneliness further compound these challenges, particularly among young people and older residents. These findings reinforce the importance of integrated, accessible and family-centred health and wellbeing services.



Supporting families

Local, Queensland and Australian Government strategies provide important frameworks for strengthening family wellbeing, improving child safety and addressing socioeconomic disadvantage with the aim of improving overall conditions for families and the communities. Key priorities include early childhood development, housing affordability, domestic and family violence prevention, disability inclusion and culturally responsive services. Initiatives such as Putting Queensland Kids First, Supporting Families Changing Futures and the national Early Years Strategy 2024–2034 emphasise prevention, early intervention and coordinated family support. Queensland's 10 Child Safe Standards also provide a framework for strengthening child safety within organisations and community services. With approximately 40% of local renting households experiencing rental stress and more than 11% of residents reporting mental health conditions, the importance of translating these strategies into accessible, place-based services is clear. Stronger collaboration, equitable regional investment and community-led approaches will be essential to achieving meaningful and sustainable outcomes for families.

Future outlook- It Takes a Village

Looking towards the future, the report highlights the importance of shifting from reactive service delivery towards prevention, early intervention and community-led approaches that strengthen family wellbeing. The **It Takes a Village – Creating Child Safe Communities** initiative, developed by HBNC in collaboration with local family service providers, provides a framework for building safer, more inclusive and connected communities. With 12% of Fraser Coast young people reporting feeling unsafe at home, alongside increasing family violence and social isolation, the need for stronger community connections and shared responsibility for child safety is evident. Through its three pillars, Places that Care, People who Notice and Voices that Matter, the initiative seeks to create welcoming community spaces, strengthen supportive relationships and ensure children and young people actively participate in shaping their communities.

Ultimately, the State of Families Report 2026 – Hinkler highlights that while families across Fraser Coast and Bundaberg face significant and interconnected challenges, there is also hope for a stronger future. Through collective action, shared responsibility and community-led solutions, we have the opportunity at a community level to build safer, healthier and more connected communities where every family feels supported, every child has the opportunity to thrive, and together, we create a brighter future.



01-Who are our local families?



1.1 Families Overview

The Fraser Coast and Bundaberg regions demonstrate distinct family demographic characteristics compared to Queensland and Australia, largely influenced by their ageing populations and popularity as retirement destinations. According to the 2021 ABS Census, Fraser Coast recorded 31,087 families, while Bundaberg recorded 27,173 families. Both regions have significantly higher median ages, at 51 years for Fraser Coast and 47 years for Bundaberg, compared to 38 years across Queensland and Australia. One of the most notable differences is the significantly higher proportion of couple families without children, representing 52.2% of families in Fraser Coast and 49% in Bundaberg, compared to just 40.5% across Queensland and 38.8% nationally. Conversely, couple families with children account for only 29% of families in Fraser Coast and 32.1% in Bundaberg, considerably below the Queensland average of 41.2%. Both regions also have slightly higher proportions of one-parent families, at 17.8% and 17.5% respectively, compared to 16.6% statewide. These demographic patterns are further reflected in smaller average household sizes, particularly in Fraser Coast (2.2 people), compared to 2.5 people across Queensland and Australia.

The significantly higher proportion of couples without children reflects what can be described as the 'retirement effect', with both regions attracting older Australians seeking affordable housing, coastal lifestyles and retirement opportunities. Fraser Coast, particularly Hervey Bay, has long been recognised as a popular retirement destination, including for travelling retirees commonly referred to as 'grey nomads'. This retirement migration, combined with an ageing established population and households whose adult children have moved away, likely contributes to the high proportion of couples without dependent or co-resident children. While grey nomads may contribute to the regions' seasonal populations and local economies, the Census data does not directly measure their influence on family composition. These demographic characteristics have important implications for community planning, including increasing demand for accessible healthcare, aged care, social connection opportunities and age-friendly infrastructure. At the same time, the comparatively smaller proportion of families with children, alongside significantly lower median weekly family incomes of $1,062 in Fraser Coast and $1,427 in Bundaberg, compared to $2,024 across Queensland, highlights the importance of maintaining affordable and accessible family support services. Together, these trends demonstrate the need for a balanced approach to community development that responds to an ageing population while continuing to support younger families, children and intergenerational community connections.



Families Demographics-ABS 2021 Census Data

	Fraser Coast	Bundaberg	QLD	Australia
Total Count of Families	31,087	27,173	1,366,657	6,730,187
Median Age of Population	51	47	38	38
Average Household Size (people)	2.2	2.4	2.5	2.5
Couple families with children	29%	32.1%	41.2%	43.7%
Couple families without children	52.2%	49%	40.5%	38.8%
One parent families	17.8%	17.5%	16.6%	15.9%
Average median weekly household income for families	$1,062	$1,427	$2,024	$2,120

References:

Australian Bureau of Statistics. (2021). *Bundaberg 2021 Census All persons QuickStats.* https://abs.gov.au/census/find-census-data/quickstats/2021/LGA31820

Australian Bureau of Statistics. (2021). *Census All persons QuickStats.* https://abs.gov.au/census/find-census-data/quickstats/2021/LGA33220

Australian Bureau of Statistics. (2021). *Household and families: Census.* https://www.abs.gov.au/statistics/people/people-and-communities/household-and-families-census/latest-release

Profile.id. (2021). *Bundaberg Regional Council, Community Profile: Household Type. https://profile.id.com.au/bundaberg/households?WebID=120*

Profile.id. (2021). *Fraser Coast Regional Council, Community Profile: Household Type.* https://profile.id.com.au/fraser-coast/households

REMPLAN. (2026). *Community profile, Bundaberg: Families/ Household Composition.* https://app.remplan.com.au/bundaberg/community/families/family-composition?locality=gaet

REMPLAN. (2026). *Community profile Fraser Coast: Families/ Household Composition.* https://app.remplan.com.au/fraser-coast/community/families/household-composition?locality=bauple



1.2 First Nations Families

According to the 2021 ABS Census, First Nations families represent an important part of the Fraser Coast and Bundaberg communities, with 3,145 families recorded in Fraser Coast and 2,772 in Bundaberg. Both regions have relatively young First Nations populations, with median ages of 23 and 24 years respectively, contrasting significantly with the broader ageing populations of these regions. Average household sizes are 3.1 people in Fraser Coast and 3.0 in Bundaberg, broadly consistent with Queensland and national First Nations averages. Couple families with children account for 36.3% of First Nations families in Fraser Coast and 37.1% in Bundaberg, slightly below the Queensland average of 39.4%. Interestingly, both regions have a higher proportion of couple families without children, at 29.8% and 31.4% respectively, compared to 25.1% across Queensland and 23.5% nationally. One-parent families also represent a significant proportion of First Nations families, accounting for 31.3% in Fraser Coast and 29.2% in Bundaberg. These demographic characteristics highlight the diversity of First Nations family structures and reinforce the importance of culturally responsive services that recognise the role of extended family, kinship networks and intergenerational connections in supporting family and community wellbeing.

A significant concern emerging from the data is the regional income gap experienced by First Nations families, particularly in Fraser Coast. Median weekly family household incomes are $1,202 in Fraser Coast and $1,346 in Bundaberg, approximately 21% and 11% below the Queensland First Nations average of $1,517 respectively. This regional income disparity highlights potential structural barriers to economic participation, including access to secure employment, education and training opportunities. Of particular concern is the income versus household size strain, with First Nations households in both regions averaging approximately three people while receiving substantially lower incomes than their Queensland counterparts, despite having comparable household sizes. This means families are managing similar household needs with fewer financial resources, potentially increasing vulnerability to housing stress, food insecurity, transport costs and financial hardship. These pressures may be particularly challenging for one-parent families and households supporting children or extended family members. The findings reinforce the importance of addressing regional economic inequalities through culturally safe, community-led initiatives that strengthen employment pathways, improve access to affordable housing and essential services, and support the long-term economic security and wellbeing of First Nations families across Fraser Coast and Bundaberg.



First Nations Families Demographics-ABS 2021 Census Data

	Fraser Coast	Bundaberg	QLD	Australia
Total Count of Families	3,145	2,772	56,238	283,481
Median Age of Population	23	24	23	24
Average Household Size (people)	3.1	3.0	3.2	3.1
Couple families with children	36.3%	37.1%	39.4%	40.7%
Couple families without children	29.8%	31.4%	25.1%	23.5%
One parent families	31.3%	29.2%	33.1%	33.5%
Average median weekly household income for families	$1,202	$1,346	$1,517	$1,507

References:

Australian Bureau of Statistics. (2021). *Australia: Aboriginal and Torres Strait Islander population summary.* https://www.abs.gov.au/articles/australia-aboriginal-and-torres-strait-islander-population-summary

Australian Bureau of Statistics. (2021). *Queensland: Aboriginal and Torres Strait Islander population summary.* https://www.abs.gov.au/articles/queensland-aboriginal-and-torres-strait-islander-population-summary

Australian Bureau of Statistics. (2021). *Queensland: 2021 Census Aboriginal and/or Torres Strait Islander people QuickStats.* https://www.abs.gov.au/census/find-census-data/quickstats/2021/IQS3

Australian Bureau of Statistics. (2021). *Bundaberg, 2021 Census Aboriginal and/or Torres Strait Islander people QuickStats.* https://abs.gov.au/census/find-census-data/quickstats/2021/IQS319011495

Australian Bureau of Statistics. (2021). *Fraser Coast, 2021 Census Aboriginal and/or Torres Strait Islander people QuickStats.* https://abs.gov.au/census/find-census-data/quickstats/2021/IQSLGA33220



1.3 CALD Families

The 2021 ABS Census data highlights that culturally and linguistically diverse (CALD) families represent a significantly smaller proportion of the population in Fraser Coast and Bundaberg compared to Queensland and Australia, reflecting lower relative cultural diversity than metropolitan areas. In Fraser Coast, 12.7% of residents were born overseas, compared to 13% in Bundaberg, both well below the Queensland average of 22.7% and national average of 29.1%. Similarly, only 4.3% of Fraser Coast residents and 4.8% of Bundaberg residents speak a language other than English at home, compared to 12.5% across Queensland and 22% nationally. These figures highlight a predominantly English-speaking population baseline, where English remains the dominant language in households and community services. However, both regions have established multicultural communities, with the Philippines a prominent country of birth, alongside Germany and the Netherlands in Fraser Coast, and Italy and South Africa in Bundaberg. While overall cultural diversity remains comparatively low, agricultural pockets and migrant labour contribute to distinct areas of cultural diversity, particularly in Bundaberg, where horticulture and seasonal agricultural industries attract migrant and temporary workers. These populations may not be fully reflected in Census data due to their temporary or seasonal residency, potentially underrepresenting the region's cultural diversity and associated service needs. For CALD families, particularly those living in rural agricultural communities, challenges may include language barriers, geographic isolation, limited access to culturally appropriate services, housing insecurity and reduced opportunities for social connection. This highlights the importance of culturally responsive, place-based approaches that recognise the differing needs of established migrant families, newly arrived residents and temporary migrant communities, ensuring equitable access to family support, settlement assistance and opportunities for community participation across both regions.

CALD Demographics-ABS 2021 Census Data

	Fraser Coast	Bundaberg	QLD	Australia
Total population count	111,032	99,215	5,156,138	25,422,788
Born overseas (% of total population)	12.7%	13%	22.7%	29.1%
Both parents born overseas (% of population)	13.8%	14.1%	27.9%	36.7%
Language other than English at home	4.3%	4.8%	12.5%	22%
Top non-English birthplaces	Philippines Germany Netherlands	Philippines Italy South Africa	India China Philippines	India China Philippines
Top non-English languages	Tagalog German Mandarin	Tagalog Italian Mandarin	Mandarin Vietnamese Punjabi	Mandarin Arabic Vietnamese

References:

Australian Bureau of Statistics. (2021). *Australia, 2021 Census All persons QuickStats.* https://www.abs.gov.au/census/find-census-data/quickstats/2021/AUS

Australian Bureau of Statistics. (2021). *Bundaberg 2021 Census All persons QuickStats.* https://abs.gov.au/census/find-census-data/quickstats/2021/LGA31820

Australian Bureau of Statistics. (2021). *Hervey Bay 2021 Census All persons QuickStats.* https://abs.gov.au/census/find-census-data/quickstats/2021/LGA33220

Australian Bureau of Statistics. (2021). *Queensland, 2021 Census All persons QuickStats.* https://www.abs.gov.au/census/find-census-data/quickstats/2021/3

Profile.id. (2021). *Bundaberg Regional Council, Birthplace.* https://profile.id.com.au/bundaberg/birthplace

Profile.id. (2021). *Fraser Coast Regional Council, Birthplace.* https://profile.id.com.au/frasercoast/birthplace

Queensland Government Statistician's Office. (2021). *Diversity Figures 2021.* https://www.publications.qld.gov.au/ckan-publications-attachments-prod/resources/27fd9bb0-cabc-4ec6-8f85-7e506a422865/diversity-figures-report-2021.pdf?ETag=d169657c0abff2b4df3c1285637af590

Showcase-
Bay Families

The Bay Families program is dedicated to supporting families in the Hervey Bay region. They provide tailored assistance to parents and carers of children and young people aged 0-18 years, including those expecting a child, who may be facing challenges in their personal, social, emotional, or financial lives. Bay Families aims to help families build strong foundations, navigate everyday challenges, and create positive, lasting changes in their lives.

Family Support Workers offer a personalised case management approach to assist families in enhancing their ability to care for and nurture their children.

The services provided include:

- Building positive parenting skills and coping strategies
- Developing household management techniques and financial budgeting
- Establishing healthy routines for your family
- Providing advocacy and emotional support to families
- Facilitating referrals to specialist services when needed
- Connecting families with local community groups and social networks
- Supporting nutrition and childcare needs, including schooling issues



Find out more

SCAN ME

Showcase-
Bub Hub

The Bub Hub is designed specifically for young parents aged under 25 who are navigating the early stages of raising a child.

Bub Hub can provide support whether a young parent is feeling overwhelmed, isolated or just needs someone who understands what they're going through. The Bub Hub offers a safe, supportive and non-judgmental environment where a parent is never alone.

Bub Hub's free weekly meet up provides support by:

- Connecting with other young parents who understand the ups and downs of parenting.
- Relax in a comfortable, welcoming space while your children enjoy our indoor playground, generously donated by Stockland Hervey Bay.
- Access practical parenting tips and strategies, including advice from visiting service providers and experts.
- Borrow essential baby items made available through our Bub Hub Boutique – a creative and colourful shipping container filled with baby goods.



Find out more

SCAN ME

Showcase-
Family and Child Connect

Family and Child Connect (FaCC) is a support service run by Act for Kids in Bundaberg & the Fraser Coast. Family and Child Connect can help with a range of family and parenting challenges including:

- Managing your child or teenager's behaviour (e.g. skipping school, school refusal, running away from home, homework, tantrums)
- Building better family relationships
- Stopping any violence at home
- Budgeting and managing money
- Alcohol, drug or gambling problems
- Housing, health care or access to other community or government services.

FaCC is a free service with no service limit so families can access support for as long as they need.



Act for kids

Find out more

SCAN ME

Showcase-
Family Mental Health Service

Located in Bundaberg & Hervey Bay, Family Mental Health Support Services provides essential help for families facing mental health challenges. The dedicated team offers education, crisis intervention, and assistance in navigating the mental health system, while prioritising the well-being of the entire family unit and provide ongoing follow-up care.

FMHSS provides flexible, responsive options for children and young people up to the age of 18 who are affected by, or at risk of mental health concerns, and their families. Participants can expect services to offer the support outlined below:

- Long-term early intervention support for children, young people and their families which may include assessment and identification of needs; practical assistance and home-based support; linking with other relevant services; and targeted therapeutic groups.
- Short-term immediate assistance for families which may include assessment of needs, information or referrals, and limited support.
- Community outreach, mental health education and community development activities which may include: organisation of and participation in community events; and, general group work in the community.



IMPACT COMMUNITY SERVICES
Improving lives since 1978

Find out more

SCAN ME

Showcase-
Isis Child & Family Support

Isis Child & Family Support Service is an initiative of the Bundaberg Regional Council and Department of Education and Training, Early Childhood Education and Care. The service assists families in acquiring and developing effective, sustainable parenting skills to use toward enhancing positive and rewarding outcomes for parents.
Isis Child and Family Support Service is located at the Childers Neighbourhood Centre and provides services and a variety of programs which are also supported from the Council run premises at 14 Hinkler Street, Childers. This service is a local service and is available on request to families with children aged between 0 and 8 years.

Services include:

- Quality, consistent support for Child Care Services and Families within the Isis District to improve parenting skills and enhance relationships between parent/s and child/ren.
- Promote the values of children and the essential role parents play in the community.
- Provide resources for child care services and families on an extensive range of parenting issues.
- Support families and services with specific information through written material, telephone, email and face-to-face contact.
- Offer support to all families on areas relating to children.
- Provide referrals to other community agencies.

Group Programs:

- Australian Breast Feeding Association meet monthly on Thursdays
- Early Years Playgroups meet on Tuesdays and Fridays from 9.30am
- Parent Support Group meets fortnightly on Mondays from 9.30am



BUNDABERG
REGIONAL COUNCIL

Find out more

SCAN ME

Showcase-
Child Friendly Cities

The Child Friendly Cities Initiative (CFCI) is a UNICEF-led initiative that supports municipal governments in realizing the rights of children at the local level using the UN Convention on the Rights of the Child as its foundation.

It is also a network that brings together government and other stakeholders such as civil society organizations, the private sector, academia, media and, importantly, children themselves who wish to make their cities and communities more child-friendly.

The initiative was launched in 1996 by UNICEF and UN-Habitat to act on the resolution passed during the second United Nations Conference on Human Settlements (Habitat II) to make cities liveable places for all.



Child Friendly Cities Initiative | unicef for every child

Find out more

SCAN ME


The wellbeing of children is the ultimate indicator of a healthy habitat, a democratic society and of good governance.
-UN Conference on Human Settlements (Habitat II)

02-What key issues are families facing?



2.1 Cost of Living

Rising cost of living pressures are an important factor affecting families across the Hinkler region. While living costs in regional areas such as Hervey Bay and Bundaberg are generally lower than the national average, family incomes are also lower, which can place pressure on household budgets. Data on the average cost of living for a family of four indicates that families in Hervey Bay spend approximately $6,397 per month, while families in Bundaberg spend around $5,834 per month. This compares with a national average of $8,152 per month. When housing costs are excluded, the average cost of living is $3,652 per month in Hervey Bay and $3,717 in Bundaberg, compared with $4,695 across Australia.

Housing remains one of the largest household expenses for families. On average, families in Hervey Bay spend approximately $2,745 per month on rent and utilities, while Bundaberg families spend around $2,117. Although these costs are lower than the Australian average of $3,458 per month, they still represent a substantial proportion of household income for many families in the region. Food is another significant expense, with families in Hervey Bay spending an average of $2,030 per month and families in Bundaberg spending $2,285 per month, which is comparable to the national average of $2,155.

Importantly, local incomes are also lower than the national average. The average monthly salary after tax is estimated at $5,552 in Hervey Bay and $3,962 in Bundaberg, compared with $5,876 across Australia. This means that for many families—particularly in Bundaberg—the average household income may not fully cover the estimated monthly cost of living for a family of four.

Income distribution data further highlights the economic challenges faced by some families in the region. In Fraser Coast and Bundaberg, a larger proportion of families fall within lower weekly income brackets compared with Queensland and Australia overall. For example, 12.7% of Fraser Coast families and 10.9% of Bundaberg families report gross weekly incomes between $650 and $799, compared with 5.8% across Queensland and 5.4% nationally. At the same time, far fewer families report higher incomes of $4,000 or more per week—4.7% in Fraser Coast and 5.9% in Bundaberg, compared with 13.5% across Queensland and 16.18% across Australia.

Together, these data suggest that while the cost of living may be somewhat lower in the Hinkler region than the national average, many families are also earning less. This combination can create ongoing financial pressure, particularly for families managing housing, food, transport and other essential costs. Understanding these pressures is important for planning services and supports that help families maintain financial stability and wellbeing.



Income of Families

	Fraser Coast	Bundaberg	QLD	Australia
Gross Weekly Income	%	%	%	%
$1 - $149	0.6%	0.6%	0.41%	0.4%
$150 - $299	0.5%	0.5%	0.43%	0.4%
$300 - $399	0.7%	0.7%	0.49%	0.5%
$400 - $499	2.8%	2.7%	1.5%	1.6%
$500 - $649	2.9%	2.8%	1.8%	1.8%
$650 - $799	12.7%	10.9%	5.8%	5.4%
$800 - $999	9.5%	8.3%	5.3%	5%
$1,000 - $1,249	9.8%	8.6%	6.4%	6%
$1,250 - $1,499	9.7%	9.1%	7.4%	7%
$1,500 - $1,749	5.8%	6%	5.6%	5.3%
$1,750 - $1,999	5.7%	6%	6%	5.7%
$2,000 - $2,499	9.9%	11.4%	12.9%	12.5%
$2,500-$2,999	6.6%	7.3%	9.6%	9.6%
$3,000-$3,499	4.3%	5.1%	7.7%	8%
$3,500-$3,999	2.4%	2.9%	5%	5.3%
$4,000 or more	4.7%	5.9%	13.5%	16.18%

Average Cost of Living for Family of 4

Cost item per month	Hervey Bay	Bundaberg	Australia
Avg. cost of living p/month	$6397	$5834	$8152
Avg. cost living without rent	$3652	$3717	$4695
Avg. cost of rent + utilities	$2745	$2117	$3458
Avg. cost of food	$2030	$2285	$2155
Avg. cost of transport	$224	$301	$889
Avg. monthly salary after tax	$5552	$3962	$5876

References:

Australian Bureau of Statistics. (2021). *Bundaberg, 2021 Census Community Profiles.* https://www.abs.gov.au/census/find-census-data/community-profiles/2021/LGA31820

Australian Bureau of Statistics. (2021). *Fraser Coast, 2021 Census Community Profiles.* https://www.abs.gov.au/census/find-census-data/community-profiles/2021/LGA33220

Living Cost. (2026). *Cost of Living & Prices in Australia.* https://livingcost.org/cost/australia

Living Cost. (2026). *Cost of Living & Prices in Bundaberg.* https://livingcost.org/cost/australia/bundaberg

Living Cost. (2026). *Cost of Living & Prices in Hervey Bay.* https://livingcost.org/cost/australia/hervey-bay





2.2 Housing

Housing affordability is a key issue affecting families across the Hinkler region. While home prices and rents in Fraser Coast and Bundaberg are generally lower than state and national averages, many households still face significant pressure due to lower local incomes and rising housing costs. In 2021, around 24.4% of households in Fraser Coast and 27.1% in Bundaberg were renting, compared with 33.1% across Queensland and 32.2% across Australia. Despite a smaller proportion of renters in the region, affordability pressures remain significant for those who do rent.

Rental costs have continued to increase in recent years. In 2026, the average weekly rent is estimated at $582 in Fraser Coast and $555 in Bundaberg, compared with $650 across Queensland and $686 nationally. Importantly, around 40% of renting households in Fraser Coast and 38.5% in Bundaberg are paying more than 30% of their income on rent, a commonly used benchmark for rental stress. This is significantly higher than the Queensland and Australian averages of around 32%. At the same time, rental vacancy rates remain low—1.9% in Fraser Coast and 1.39% in Bundaberg—indicating limited availability of rental housing. Rental prices have also grown rapidly, increasing by 9.6% in Fraser Coast and 7.9% in Bundaberg annually, further contributing to affordability challenges.

Home ownership remains relatively common in the region, with 44.7% of Fraser Coast households and 39.6% of Bundaberg households owning their home outright, compared with 29.1% across Queensland and 31% nationally. A further 26.8% of households in Fraser Coast and 28.3% in Bundaberg own their home with a mortgage. The relatively high proportion of households who own their home outright is likely influenced by the older demographic profile of the Hinkler region, where many retirees or older residents have paid off their homes. However, rising house prices and interest rates are making home ownership increasingly difficult for new buyers and young families. In 2026, the average house price is estimated at approximately $737,000 in Fraser Coast and $736,000 in Bundaberg, compared with $850,000 across Queensland and around $1 million nationally.

Recent growth in housing prices has been particularly strong in the region. Between 2025 and 2026, house prices increased by 15.11% in Fraser Coast and 13.21% in Bundaberg—well above the Queensland average growth of 3.6% and the national growth of 0.7%. With the national average variable interest rate around 6.45%, estimated monthly mortgage repayments on an average home are approximately $4,636 in Fraser Coast and $4,630 in Bundaberg for a 30-year loan. These rising costs highlight the increasing financial commitment required for home ownership and the potential pressures faced by families entering the housing market.

Together, these trends indicate that while housing in the Hinkler region remains comparatively more affordable than in many parts of Australia, rapid price growth, low rental availability and rising interest rates are contributing to increasing housing stress for many families. Ensuring access to stable, affordable housing is therefore an important consideration for supporting the wellbeing and long-term stability of families across the region.



Rental Data

	Fraser Coast	Bundaberg	QLD	Australia
% of households renting (2021)	24.4%	27.1%	33.1%	32.2%
Avg. rent cost p/week (2026)	$582	$555	$650	$686
Households paying more than 30% of income on rent	40%	38.5%	32.3%	32.2%
Rental vacancy rate	1.9%	1.39%	1%	1.2%
Annual growth in rental price	9.6%	7.9%	4.8%	7.6%

Housing Data

	Fraser Coast	Bundaberg	QLD	Australia
% of households who own house outright (2021)	44.7%	39.6%	29.1%	31%
% of households who own house with mortgage (2021)	26.8%	28.3%	34.4%	35%
Avg. house price (2026)	$737K	$736K	$850K	$1M
Annual growth in house price (2025-2026)	15.11%	13.21%	3.6%	0.7%
Avg. interest rate variable (2026)	6.45% (national average)			
Avg. interest rate fixed (2026)	5.25% (national average)			
Estimated avg. monthly variable mortgage repayment (based on avg. house price & avg. variable interest rate) for 30 year loan	$4636	$4630	$5350	$6290
Estimated avg. monthly fixed mortgage repayment (based on avg. house price & avg. variable interest rate) for 30 year loan	$4070	$4064	$4690	$5510

References:

Anglicare Australia. (2025). *2025: Rental Affordability Snapshot*. https://www.anglicare.asn.au/publications/2025-rental-affordability-snapshot/

Australian Bureau of Statistics. (2021). *Australia: 2021 Census All persons QuickStats.* https://www.abs.gov.au/census/find-census-data/quickstats/2021/AUS

Australian Bureau of Statistics. (2026). *Average Australian dwelling price reaches $1 million-media release*. https://www.abs.gov.au/media-centre/media-releases/average-australian-dwelling-price-reaches-1-million

Australian Bureau of Statistics. (2021). *Bundaberg: 2021 Census All persons QuickStats.* https://abs.gov.au/census/find-census-data/quickstats/2021/LGA31820.

Australian Bureau of Statistics. (2021). *Fraser Coast: 2021 Census All persons QuickStats.* https://abs.gov.au/census/find-census-data/quickstats/2021/LGA33220

Australian Bureau of Statistics. (2021). *Queensland: 2021 Census All persons QuickStats.* https://www.abs.gov.au/census/find-census-data/quickstats/2021/3

Elite Agent. (2025). *Queensland property prices continue to soar*. https://eliteagent.com/queensland-property-prices-continue-to-soar/

Finder. (2026). *Current home loan interest rates in Australia*. https://www.finder.com.au/home-loans/the-average-home-loan-interest-rate

HTAG Property Specialists. (2026). *Fraser Coast Regional*. https://www.htag.com.au/qld/qld277-fraser-coast-regional/

Michael Yardney's Property Update. (2026). *National Vacancy Rate*. https://propertyupdate.com.au/rental-vacancy-rates/

Profile.id. (2024). *Bundaberg Regional Council community profile: Individual income*. https://profile.id.com.au/bundaberg/individual-income

Profile.id. (2024). *Fraser Coast Regional Council community profile: Individual income*. https://profile.id.com.au/fraser-coast/individual-income

Queensland Government: Residential Tenancies Authority. (2026). *Median rents quick finder.* https://www.rta.qld.gov.au/forms-resources/rta-data-releases/median-rents-quick-finder

Rent.com.au. (2026). *January 2026: Rent.com.au rental market snapshot*. https://www.rent.com.au/blog/rental-market-snapshot-january-2026



2.3 Employment

Employment patterns among families in the Hinkler region differ somewhat from those across Queensland and Australia, reflecting the region's labour market and demographic profile. According to the 2021 ABS Census, a smaller proportion of couple families in Fraser Coast and Bundaberg have both parents working full time compared with the state and national averages. In Fraser Coast, 13.1% of couple families have both parents working full time, while in Bundaberg the figure is 17.3%. This compares with 22.9% across Queensland and 22.2% across Australia.

Many families rely on a mix of full-time and part-time employment to balance work and family responsibilities. In Fraser Coast, 14% of couple families have one parent working full time and the other working part time, while in Bundaberg this arrangement is slightly more common at 16.5%. These figures are lower than the Queensland and national averages of around 20%. A further 9.2% of Fraser Coast families and 10.2% of Bundaberg families have one parent working full time while the other is not in paid employment. In some families, part-time work is the primary source of employment, with 7% of Fraser Coast families and 6.3% of Bundaberg families having one parent working part time while the other is not working.

The data also highlights a relatively high proportion of couple families where neither parent is in paid employment. In Fraser Coast, 41.5% of couple families fall into this category, while in Bundaberg the figure is 34.2%. This is considerably higher than the Queensland average of 20.5% and the national average of 21%. These patterns may reflect several factors, including the region's older population profile, higher rates of retirement, and the presence of families where caregiving responsibilities limit participation in the workforce.

Overall, the employment profile of families in the Hinkler region suggests a greater reliance on single-income households and a higher proportion of families not currently engaged in paid employment compared with state and national averages. These patterns can influence household income levels and economic stability, and highlight the importance of local employment opportunities, flexible work arrangements and family-friendly workplaces to support the wellbeing and financial security of families in the region.



Employment- Families (couples)

	Fraser Coast	Bundaberg	QLD	Australia
Both working full time	13.1%	17.3%	22.9%	22.2%
Both working part time	4%	4%	4.5%	4.8%
1 working full time, 1 part time	14%	16.5%	20.5%	20.8%
1 working full time, 1 not working	9.2%	10.2%	12%	12.5%
1 working part time, 1 not working	7%	6.3%	5.7%	6.1%
Both not working	41.5%	34.2%	20.5%	21%

References:
Australian Bureau of Statistics. (2021). *Bundaberg: 2021 Census All persons QuickStats.* https://abs.gov.au/census/find-census-data/quickstats/2021/LGA31820.

Australian Bureau of Statistics. (2021). *Fraser Coast: 2021 Census All persons QuickStats.* https://abs.gov.au/census/find-census-data/quickstats/2021/LGA33220





2.4 Separation & Divorce

Separation and divorce are important factors shaping family structure in the Hinkler region. According to the 2021 ABS Census, a slightly higher proportion of the population in both Fraser Coast (4.5%) and Bundaberg (4.3%) are separated compared with the Queensland average of 3.6% and the national average of 3.2%. Similarly, rates of divorce are higher locally, with 12.4% of the Fraser Coast population and 11.2% of the Bundaberg population reporting they are divorced, compared with 9.7% across Queensland and 8.8% across Australia.

These patterns are reflected in family structures across the region. One-parent families account for 4.7% of families in both Fraser Coast and Bundaberg, slightly higher than the Queensland average of 4.4% and the national average of 4.2%. While the differences are modest, they indicate that family separation contributes to a slightly greater prevalence of single-parent households in the Hinkler region.

Together, these data suggest that separation and divorce are somewhat more common in the Hinkler region than across the state and nation. This has implications for family wellbeing, including potential impacts on financial security, housing stability and access to support networks. Recognising the needs of separated and single-parent families is important for ensuring that services and supports are responsive to the diverse experiences of families across the region.

Separation & Divorce Data

	Fraser Coast	Bundaberg	QLD	Australia
% of population separated	4.5%	4.3%	3.6%	3.2%
% of population divorced	12.4%	11.2%	9.7%	8.8%
% of families who are one parent families	4.7%	4.7%	4.4%	4.2%

References:
Australian Bureau of Statistics. (2021). *Bundaberg: 2021 Census All persons QuickStats.* https://abs.gov.au/census/find-census-data/quickstats/2021/LGA31820.

Australian Bureau of Statistics. (2021). *Fraser Coast: 2021 Census All persons QuickStats*. https://abs.gov.au/census/find-census-data/quickstats/2021/LGA33220

Wide Bay Burnett Community Legal Service. (2025). *Aggregated client priority data 2018–2024*. internal dataset (used with permission).





2.5 Domestic & Family Violence

Domestic and family violence (DFV) remains a significant social and community safety concern for families across the Fraser Coast and Bundaberg, reflecting both a broader statewide crisis and a concerning regional surge in police responses. Queensland has one of the highest reported rates of DFV prevalence nationally, with the data presented indicating that 31.1% of women and 11.9% of men have experienced violence since the age of 15, compared with national figures of 27.4% and 11.9% respectively. This places Queensland above the national average for women, with the state reported as having the second-highest DFV prevalence nationally. The regional surge is particularly concerning, with police data indicating substantial increases in DFV-related call-outs across parts of the Wide Bay region. The Fraser Coast recorded an annual average of more than 511 incidents, representing a 161% increase since 2015, while Bundaberg recorded more than 774 incidents, an increase of 114% over the same period. These figures highlight some of the steepest reported percentage increases in active police responses within regional Queensland, suggesting growing pressure on local police, specialist DFV services, crisis accommodation and family support systems. While increased reporting and improved police identification may contribute to these trends, the scale of growth reinforces the need for coordinated, place-based prevention and early intervention strategies.

DFV also forms a substantial component of Queensland's violent crime profile, with the report identifying 50.1% of all recorded assaults as DFV-related, alongside 28.7% of property damage offences. This demonstrates that domestic and family violence is not simply a private or household issue, but a major driver of recorded violence and community harm. Across the Wide Bay region, 2,154 Domestic Violence Orders (DVOs) were initiated during 2023–24, while Queensland Police recorded 3,485 DVO breaches, highlighting the ongoing challenges of victim safety, repeat offending and compliance with protection orders. These figures are particularly concerning for families with children, where exposure to DFV can have lasting impacts on emotional wellbeing, development, housing stability and intergenerational cycles of trauma. Importantly, DFV remains significantly under-reported, meaning police incidents, DVO applications and breaches represent only part of the broader prevalence of violence experienced by families. For the Fraser Coast and Bundaberg, these trends reinforce the importance of accessible specialist services, culturally responsive support, strengthened perpetrator accountability and integrated community responses that prioritise the safety and long-term wellbeing of women, children and families.



Domestic & Family Violence Data

	Fraser Coast	Bundaberg	QLD	Australia
National Prevalence since age 15	N/A (localised data unavailable)	N/A (localised data unavailable)	31.1% of Females 11.9% of Males	27.4% of Females 11.9% of Males
Police DFV Call-out incidents (annual average)	511+ incidents (up 161% since 2015) Wide Bay data	774+ incidents (Up 114% since 2015) Wide Bay data	183,747 (500 incidents per day)	97,800+ distinct offenders proceeded against
National offender rate (per 100,000 population)	N/A (Local rates fluctuate by court)	N/A (Local rates fluctuate by court)	Highly overrepresented in regional hubs	403 offenders per 100,000 people
Core DFV offense correlation (as a % of all recorded crime)	Follows regional trends where DFV dominates assault statistics	Follows regional trends where DFV dominates assault statistics	50.1% of all assaults 28.7% of property damage	50% of all acute assault hospitalisations
Protection Order (DVO) Lodgements	2,154 DVOs were initiated in Wide Bay region in 2023-24		27,857 unique DVOs initiated in 2023-24	131,000 DVO or similar initiated in 2023-24
DVO breaches	3,485 DVO breaches recorded by QPS in Wide Bay region in 2023-24		69,528 breaches recorded by QPS in 2023-24	90,697 proceedings against unique DFV offenders by police in 2023-24

References:

Australian Bureau of Statistics. (2026). *Family and domestic violence offenders rise by 8 per cent Media Release*. https://www.abs.gov.au/media-centre/media-releases/family-and-domestic-violence-offenders-rise-8-cent

Australian Bureau of Statistics. (2025). *Recorded Crime- Offenders*. https://www.abs.gov.au/statistics/people/crime-and-justice/recorded-crime-offenders/2023-24

Australian Institute of Health and Welfare. (2026). *FDSV summary*. https://www.aihw.gov.au/family-domestic-and-sexual-violence/resources/fdsv-summary

Queensland Courts. (n.d.). *Queensland Court's domestic and family violence (DFV) statistics*. https://www.courts.qld.gov.au/__data/assets/pdf_file/0005/886046/dfv-statistics.pdf

Queensland Government Department of Health. (2025). *Family and domestic and sexual violence*. https://www.choreport.health.qld.gov.au/our-lifestyle/family-and-domestic-and-sexual-violence

Queensland Government. (2026). *How common in domestic and family violence?*. https://www.qld.gov.au/initiative/need-to-know/domestic-and-family-violence/how-common-is-domestic-and-family-violence

Queensland Police. (n.d.). *Annual Statistical Review 2016-17*. https://www.police.qld.gov.au/sites/default/files/2019-01/AnnualStatisticalReview_2016-17_03%20Crime%20Statistics%20in%20Focus.pdf

Queensland Police. (2026). *Police urge Queenslanders to prevent domestic and family violence together*. https://mypolice.qld.gov.au/centenary/2026/05/01/police-urge-queenslanders-to-prevent-domestic-and-family-violence-together/





2.6 Adolescent Violence at Home

Adolescent Violence in the Home (AVITH) is an emerging concern for families across Fraser Coast and Bundaberg, with national research indicating that approximately 20% of young people aged 16–20 report using violence within the family home. Like general domestic and family violence (DFV), AVITH has historically been underreported and remains difficult to isolate within local government crime statistics, as police registries often capture these incidents under broader DFV or juvenile assault categories. This creates significant gaps in understanding the true prevalence of AVITH across both communities. However, findings from the 2025 Fraser Coast Youth Survey highlight concerning indicators, with 12% of local young people reporting feeling unsafe at home, of whom 43% identified siblings as a reason for feeling unsafe. National research further indicates that siblings (68%), mothers (51%) and fathers (37%) are commonly reported targets of adolescent family violence. Importantly, AVITH is closely associated with childhood experiences of violence and trauma, with Australian research indicating that 89% of young people using violence in the home had previously experienced child abuse, while Queensland data shows that 53% of young offenders have documented exposure to DFV. These findings highlight the complex and often intergenerational nature of family violence, reinforcing the importance of early intervention, trauma-informed family support, youth mental health services and improved local data collection. For Fraser Coast and Bundaberg, strengthening family relationships, supporting young people who have experienced violence and addressing harmful behaviours early will be critical to preventing the escalation and continuation of violence within families.

Adolescent Family Violence Data

	Fraser Coast	Bundaberg	QLD	Australia
Self-reported AVITH prevalence (youth using violence in the home)	Local data unavailable	Local data unavailable	Data unavailable	20% of youth (16-20) self-report using family violence
Primary targets of violence (youth using violence in the home)	Local registry hidden within overall DFV counts	Local registry hidden within overall DFV counts	Data unavailable	68% Siblings 51% Mothers 37% Fathers
Youth feeling unsafe at home	12% of local youth reported feeling unsafe (FC Youth Survey 2025)	Local data unavailable	22% of adults witnessed parental violence as children	40% of children experienced/ witnessed DFV
Primary reasons for feeling unsafe	43% of local youth reported feeling unsafe due to siblings (FC Youth Survey 2025)	Local data unavailable	53% of youth offenders have documented DFV exposure	89% of youth using AVITH experienced child abuse first

References:
Australian Bureau of Statistics. (2023). *Childhood abuse*. https://www.abs.gov.au/statistics/people/crime-and-justice/childhood-abuse/latest-release

Australian Institute of Health and Welfare. (2021). *Australia's youth: Crime and violence*. https://www.aihw.gov.au/reports/children-youth/crime

Australian Institute of Health and Welfare. (2026). *Family, domestic and sexual violence*. https://www.aihw.gov.au/family-domestic-and-sexual-violence/population-groups/children-and-young-people

Boxall, H., & Sabol, B. (2021). *Adolescent Family Violence: Findings from a Group-Based Analysis*. Journal of Family Violence, 36(7), 787-797. https://doi.org/10.1007/s10896-021-00247-8

Domestic Violence Prevention Centre. (2020). *Adolescent Violence in the Home: A resource booklet for parents and carers.* https://domesticviolence.com.au/wp-content/uploads/2020/10/Adolescent-Violence-in-the-Home-1.pdf

Fitz-Gibbon, K., Meyer, S., Boxall, H., Maher, J., & Roberts, S. (2022*). Adolescent family violence in Australia: A national study of prevalence, history of childhood victimisation and impacts* (Research report, 15/2022). ANROWS.

Queensland Government. (2026). *How common is domestic and family violence?*. https://www.qld.gov.au/initiative/need-to-know/domestic-and-family-violence/how-common-is-domestic-and-family-violence

Queensland Police. (2024). *How Domestic and Family Violence drives Youth Crime.* https://mypolice.qld.gov.au/news/2024/06/24/how-domestic-and-family-violence-drives-youth-crime/

Social Shift Institute. (2025). *Fraser Coast Youth Survey Report 2025*. https://socialshift.com.au/wp-content/uploads/2025/11/Fraser-Coast-Youth-Survey-2025.pdf

Showcase-
Play With Your Kids

Play With Your Kids is a HBNC program specialising in supporting parents & carers with children 0-8 years old through:

- Playgroups providing interactive play between parents/carers & their child/children to promote the importance of play in child development
- Provide parent/carer workshops to support skills development around parenting and behaviour management
- Provide supported access to maternal & child health services
- Accessible school holiday programs & activities for Fraser Coast Families



Find out more

SCAN ME

Showcase-
Read Bears

FREE Reading Program for Year 1 Children

Through the Read Bears Program, HBNC's Social Shift Institute partners with local primary schools across Queensland to provide every year one student with a Read Bear. The program is simple: children take their Read Bear home and are tasked to read to their bear every night for a school term. The Read Bear inspires children to read, increase their frequency of reading, improve reading confidence, as well as engage families to read together.

The single biggest predictor of high academic achievement is reading to children. Not flash cards, tablets or other tools, but Mum or Dad taking the time every day to read to their children.



Intergenerational Community Development Model

The Read Bears Program uses an intergenerational community development model that fosters meaningful connections between older and younger people, bringing communities together through the shared goal of nurturing a love of reading. This includes all of our bears being lovingly handmade by local volunteer knitting groups, which are then given to schools to give out to their Year 1 students.

Find out more

SCAN ME

Showcase- **Centacare**

Centacare Family and Relationship Services Fraser Coast

Located in Hervey Bay, Centacare supports families & individuals to navigate some of life's challenges. The experienced team of practitioners works with people to ensure they feel safe and understood when receiving support.

Centacare can support with:

- Domestic and Family Violence: including ensuring people are safe from harm, are connected with the right support services and empowered with knowledge so that individuals can make their own informed decisions.
- Court Support: support for women and men to help them better understand the legal system and what to expect during family court proceedings.
- DFV Counselling services for women
- DFV Counselling services for youth
- DFV Counselling services for children
- Family & Relationship Counselling
- FOCCUS Program helping people prepare for married life to strengthen relationships
- LOTUS Group: a 4-week program offering a safe and supportive space for mothers to learn about the impact of family violence on children.



centacare
Care is our calling.

Find out more

SCAN ME

Showcase-
PELD Program

The Pathways to Early Learning & Development (PELD) program supports families in Bundaberg and North Burnett with children aged birth to 5 years.



Services include:

- **Free Community Playgroups:** Interactive and engaging sessions for children to explore and grow.
- **One-on-One Support:** Personalised guidance for parents and caregivers.
- **Transition Assistance:** Helping children make confident moves to early learning and school settings.
- **Family Wellbeing Strategies:** Tools to strengthen family attachment and improve outcomes.
- **Parenting Resources:** Programs to boost confidence, skills, and connection with your child.

PELD uses an evidence-based approach delivered by qualified educators, ensuring children's developmental needs are met in a nurturing environment. They empower parents with the knowledge and tools to actively engage with their children and build a brighter future together.

IMPACT COMMUNITY SERVICES
Improving lives since 1978

Find out more

SCAN ME

Showcase-
QLD Child Safe Standards

Queensland's Child Safe Organisations system works to protect children from harm when they interact with businesses and organisations.

The system was introduced by the Child Safe Organisations Act 2024 (Qld) (the Act), creating legal obligations for businesses and organisations that provides services and spaces specifically for children. The system comprises two elements that work together to keep children safe:

- Child Safe Standards to be met by all organisations providing services or spaces specifically for children
- a Reportable Conduct Scheme for certain organisations.

The Standards aim to create environments that prioritise the safety and wellbeing of children, and the Reportable Conduct Scheme requires organisations to report and investigate allegations of child abuse or misconduct by their staff and volunteers.

The standards require organisations to implement effective child safeguarding by:

- making sure every decision is based on what is best for children
- proactively preventing harm, rather than responding only when harm occurs
- having clear policies and processes so everyone knows what they need to do to keep children safe
- quick and proper responses if harm occurs
- everyone taking responsibility to keep children safe
- making sure Aboriginal and Torres Strait Islander people feel culturally safe, which means genuinely welcome, safe, included, valued and respected.

QUEENSLAND
Family & Child
Commission

Find out more

SCAN ME

The Universal Principle ensures that Aboriginal and Torres Strait Islander children are culturally safe. This needs to be embedded across all 10 Standards. If an organisation isn't culturally safe, it's not child safe.

The 10 Child Safe Standards

1	Leadership and culture	Child safety and wellbeing is embedded in the entity's organisational leadership, governance and culture
2	Voice of children	Children are informed about their rights, participate in decisions affecting them and are taken seriously
3	Family and community	Families and communities are informed and involved in promoting child safety and wellbeing
4	Equity and diversity	Equity is upheld and diverse needs respected in policy and practice
5	People	People working with children are suitable and supported to reflect child safety and wellbeing values in practice
6	Complaints management	Processes to respond to complaints and concerns are child focused
7	Knowledge and skills	Staff and volunteers of the entity are equipped with the knowledge, skills, and awareness to keep children safe through ongoing education and training
8	Physical and online environments	Physical and online environments promote safety and wellbeing and minimise the opportunity for children to be harmed
9	Continuous improvement	Implementation of the Child Safe Standards is regularly reviewed and improved
10	Policy and procedures	Policies and procedures document how the entity is safe for children

2025060

Connect with us: keepkidssafeqld | qfcc | keepkidssafeqld | qfcc.qld.gov.au


By creating places of belonging, nurturing meaningful connections and listening to the voices of families, we build more than a city, we build a community where everyone has the opportunity to grow, contribute and belong.

3-How are families doing?



3.1 Physical Health

Available health data highlights a significant burden of chronic illness across both the Fraser Coast and Bundaberg, with rates consistently higher than Queensland and Australian averages. On the Fraser Coast, 44.2% of people reported at least one long-term health condition, compared with 41.2% in Bundaberg, 32.9% across Queensland and 31.7% nationally. The Fraser Coast records particularly high rates of arthritis (16.4%), heart disease (7.3%), diabetes (6.9%) and cancer, including remission (5.2%). Bundaberg follows a similar pattern, with rates of arthritis (14.7%), heart disease (6.4%), diabetes (6.7%) and cancer (4.3%) also exceeding state and national levels. Asthma is also comparatively prevalent in both communities, affecting around one in ten residents. Together, these figures indicate that families across the Hinkler region are living within communities experiencing substantially greater chronic health needs than the broader Queensland population.

Maternal health data presents a more mixed picture. Access to antenatal care is generally strong, with 94.8% of Fraser Coast mothers and 95.1% of Bundaberg mothers attending at least five antenatal visits, broadly comparable with Queensland (95.3%) and Australia (94.9%). However, early and more comprehensive engagement is lower. First-trimester attendance was 78.5% on the Fraser Coast and 79.6% in Bundaberg, compared with 81.2% across Queensland. Similarly, only 79.4% of Fraser Coast mothers and 80.1% of Bundaberg mothers attended eight or more antenatal visits, below both the Queensland rate of 83.5% and Australian rate of 82.1%. This suggests that while most local families are accessing antenatal services, there remains an opportunity to strengthen earlier and sustained engagement with maternity care, particularly on the Fraser Coast.

Physical Health Data

	Fraser Coast	Bundaberg	Regional QLD	QLD	Australia
1 Long-term health condition	44.2%	41.2%	32.9%	32.9%	31.7%
Arthritis	16.4%	14.7%	9.7%	8.8%	8.5%
Asthma	10.2%	10.1%	10.1%	8.5%	8.1%
Heart Disease	7.3%	6.4%	4.5%	4.2%	3.9%
Diabetes	6.9%	6.7%	5.5%	4.5%	4.7%
Cancer (including remission)	5.2%	4.3%	3.5%	3.1%	2.9%

Antenatal Care- Early Engagement & Adequacy of Care

	Fraser Coast	Bundaberg	QLD	Australia
First Trimester Attendance (Began care before 14 weeks)	78.5%	79.6%	81.2%	79.4%
Adequate Antenatal Care (Attended 5 or more total visits)	94.8%	95.1%	95.3%	94.9%
Comprehensive Antenatal Care (Attended 8 or more total visits)	79.4%	80.1%	83.5%	82.1%

References:

Australian Institute of Health and Welfare. (2026). *Australia's mother's and babies.* https://www.aihw.gov.au/reports/mothers-babies/australias-mothers-babies/contents/antenatal-period/antenatal-visits

Australian Institute of Health and Welfare. (2025). *More expectant mothers accessing antenatal care.* https://www.aihw.gov.au/news-media/media-releases/2025/2025-july/more-expectant-mothers-accessing-antenatal-care

Profile.id. (2021). *Bundaberg Regional Council: Long term health conditions.* https://profile.id.com.au/bundaberg/long-term-health

Profile.id. (2021). *Fraser Coast Regional Council: Long term health conditions.* https://profile.id.com.au/fraser-coast/long-term-health

Queensland Health. (2026). *Antenatal appointment attendance performance.* https://www.performance.health.qld.gov.au/statewide-performance/maternity-and-neonates



3.2 Mental Wellbeing

The mental health data indicates that families across both the Fraser Coast and Bundaberg experience a higher burden of mental health challenges than Queensland and Australia overall. On the Fraser Coast, 12.8% of people report a long-term mental health condition, including depression and anxiety, compared with 11.6% in Bundaberg, 9.1% across Queensland and 8.8% nationally. This sits within a broader picture of poorer health outcomes, with 44.2% of Fraser Coast residents and 41.2% of Bundaberg residents reporting at least one long-term health condition—substantially above the Queensland rate of 32.9%. For families, this suggests mental health challenges are occurring alongside a comparatively high prevalence of ongoing health needs, potentially increasing pressures on households, carers and local support services.

The data also highlights particular concerns for women and young people. Females experience higher rates of mental health conditions than males across both regions, with rates of 14% for females compared with 11% for males on the Fraser Coast, and 13% compared with 9% in Bundaberg. Youth mental health is also a significant issue: 15% of 15–24-year-olds on the Fraser Coast and 14% in Bundaberg are living with a mental health condition, compared with 11.3% across Queensland and 11% nationally. More broadly, 12-month mental disorder prevalence is 24.5% on the Fraser Coast and 23.9% in Bundaberg. Together, these figures reinforce the importance of accessible early intervention, family-centred mental health support and locally available services, particularly for young people and families experiencing multiple or intersecting health and wellbeing pressures.

Mental Health Data

	Fraser Coast	Bundaberg	QLD	Australia
1 Long-term health condition	44.2%	41.2%	32.9%	31.7%
Mental health condition (incl. depression/anxiety)	12.8%	11.6%	9.1%	8.8%
Prevalence by gender (Female vs Male)	F 14%/ M 11%	F 13%/ M 9%	F 11%/ M 8.1%	F 10.5%/ M 7%
Youth Mental Health (Aged 15-24 living with a condition)	15%	14%	11.3%	11%
12-Month mental disorder prevalence	24.5%	23.9%	23.7%	21.5%

References:
Australian Bureau of Statistics. (2023). *National Study of Mental Health and Wellbeing.* https://www.abs.gov.au/statistics/health/mental-health/national-study-mental-health-and-wellbeing/latest-release

Profile.id. (2021). *Bundaberg Regional Council: Long term health conditions.* https://profile.id.com.au/bundaberg/long-term-health

Profile.id. (2021). *Fraser Coast Regional Council: Long term health conditions.* https://profile.id.com.au/fraser-coast/long-term-health

Queensland Health. (2026). *Mental Health.* https://www.choreport.health.qld.gov.au/our-health/mental-health





3.3 Children’s Wellbeing

The 2024 Australian Early Development Census (AEDC) results highlight significant developmental challenges for children entering school across the Fraser Coast and Bundaberg regions, with vulnerability consistently exceeding Queensland and national averages. Only 44.5% of children in Hervey Bay, 42.5% in Maryborough and 39.5% in Bundaberg were developmentally on track across all five domains, compared with 51.7% across Queensland. Developmental vulnerability in one or more domains affected 31.8% of children in Hervey Bay, 34.3% in Maryborough and 36.6% in Bundaberg, highlighting considerable gaps in early childhood development and school readiness.

Physical health, emotional maturity and social competence emerged as key areas of concern. Physical health and wellbeing vulnerability ranged from 17.4% to 18.1% across the region, compared with 11.4% statewide. Emotional maturity vulnerability was particularly high in Bundaberg (18.8%) and Maryborough (17.8%), while social competence vulnerability reached 16% in Bundaberg. Language and cognitive development also presented challenges, with 16.1% of Bundaberg children experiencing vulnerability, almost double the Queensland average of 8.4%. These findings highlight the importance of early intervention, quality early childhood education, family support and opportunities that strengthen children's social, emotional and cognitive development.

Collectively, the AEDC findings reinforce the need for coordinated, place-based approaches to improving early childhood outcomes across the Hinkler region. Strengthening partnerships between families, schools, early childhood services, health providers and community organisations will be essential to addressing developmental vulnerabilities and ensuring every child has the opportunity to thrive. Investing in the early years not only supports children's school readiness but also builds stronger families, healthier communities and more positive long-term outcomes for future generations.

Australian Early Development Census 2024 Data

	Hervey Bay	Maryborough	Bundaberg	QLD	Australia
On track on all 5 domains (OT5)	44.5%	42.5%	39.5%	51.7%	52.9%
Vulnerable on 1+ domains (DV1)	31.8%	34.3%	36.6%	25.4%	23.5%
Vulnerable on 2+ domains (DV2)	18.6%	21%	22.1%	13.6%	12.5%
Domain-level vulnerability					
Physical health & wellbeing	17.4%	18.1%	17.8%	11.4%	10%
Social competence	13.3%	14.4%	16%	11.6%	10.7%
Emotional maturity	15.7%	17.8%	18.8%	11.5%	10%
Language & cognitive skills	10.5%	12.6%	16.1%	8.4%	7.7%
Communication skills & general knowledge	11.2%	14%	12.7%	8.9%	8.9%

References:
Australian Early Development Census. (2024). *Community Data Explorer- Maryborough.* https://www.aedc.gov.au/community-data-explorer/

Australian Early Development Census. (2024). *Community Data Explorer- Hervey Bay.* https://www.aedc.gov.au/community-data-explorer/

Australian Early Development Census. (2024). *Community Data Explorer- Bundaberg.* https://www.aedc.gov.au/community-data-explorer/



3.4 Disability

Disability has a significant impact on families across both the Fraser Coast and Bundaberg, with rates consistently higher than Queensland and national averages. Almost one in four people are living with disability with 24.8% on the Fraser Coast and 23.1% in Bundaberg, compared with 21.8% across Queensland and 21.4% nationally. The proportion of people with a profound or severe limitation who require assistance with core activities is also considerably higher, at 10.8% on the Fraser Coast and 9.6% in Bundaberg, compared with 6.3% across Queensland and 5.8% nationally. Among young people aged 10–19, 7.5% on the Fraser Coast and 7.1% in Bundaberg have a core need for assistance, highlighting the additional caring, service navigation and support responsibilities experienced by many local families.

These higher levels of disability are also reflected in the significant contribution of unpaid family and community carers. On the Fraser Coast, 14.2% of people aged 15 and over provide unpaid care, while the figure is 13.5% in Bundaberg, well above Queensland (11.4%) and Australia (11.1%). A substantial eligibility and support gap is also evident. Across the two council areas, approximately 9,500–11,900 people formally report a core need for daily assistance, yet active NDIS participants represent only 4.2% of the Fraser Coast population and 4.1% of Bundaberg's. This suggests that only around 40% of residents living with a severe or profound daily restriction are receiving NDIS package funding, leaving a substantial proportion dependent on other systems of support, including aged care services and unpaid care provided by families, friends and community networks. For local families, this can translate into considerable caring responsibilities and reinforces the importance of accessible disability, respite, carer and community-based supports.

	Fraser Coast	Bundaberg	QLD	Australia
Core activity need for assistance (Profound/ Severe limitation- All Ages)	10.8%	9.6%	6.3%	5.8%
Core Assistance Needs Youth Aged 10-19 years	7.5%	7.1%	4.6% (regional)	4.9%
Total Disability Prevalence	24.8%	23.1%	21.8%	21.4%
Provides unpaid care (% population aged 15+)	14.2%	13.5%	11.4%	11.1%
Active NDIS participants (% of total population)	4.2%	4.1%	2.2%	2.5%

References:

Australian Bureau of Statistics. (2022). *Profile of people with a core need for assistance in Australia.* https://www.abs.gov.au/articles/profile-people-core-need-assistance-australia

Australian Human Rights Commission. (2025). *Statistics about disability rights.* https://humanrights.gov.au/human-rights-education/stats-and-facts-about-discrimination/statistics-about-disability-rights-0

Australian Institute of Health and Welfare. (2026). *People with disability in Australia 2026.* https://www.aihw.gov.au/reports/disability/people-with-disability-2026/contents/summary

National Disability Insurance Scheme. (2025). *Quarterly Performance Dashboard 30 September 2025.* https://www.ndis.gov.au/media/8147/download?attachment

Profile.id. (2021). *Bundaberg Regional Council: Need for assistance.* https://profile.id.com.au/bundaberg/assistance

Profile.id. (2021). *Fraser Coast Regional Council: Need for assistance.* https://profile.id.com.au/fraser-coast/assistance





3.5 Social Isolation

The data highlights social isolation and loneliness as a significant social health issue for families across both the Fraser Coast and Bundaberg, with a particularly strong sense of disconnection from the broader community. While around one-third of people in both regions experience loneliness regularly or persistently—broadly consistent with Queensland and national prevalence—the proportion reporting that they feel disconnected or isolated is substantially higher, reaching 62% on the Fraser Coast and 73% in Bundaberg, compared with around 30% reporting fair or poor social connection across Queensland and Australia. This regional disconnection peak suggests the challenge extends beyond individual experiences of loneliness and reflects broader structural barriers to connection. Factors such as high regional unemployment, geographic dispersion, transport accessibility and the physical distances between smaller hinterland and coastal communities can make it more difficult for families to maintain social networks, participate in community life and access informal support.

There is also an important intersectional health dimension to social isolation. Severe or chronic loneliness affects around 13% of people on the Fraser Coast and 12% in Bundaberg, with the regional data identifying a direct relationship with chronic illness. Longitudinal health research further indicates that people experiencing poor physical or mental health are more than twice as likely to experience persistent loneliness, creating the potential for a reinforcing cycle in which ill health reduces opportunities for social participation, while loneliness can undermine people's capacity to self-manage chronic conditions such as diabetes and cardiovascular disease. For families, the impacts may extend beyond the individual experiencing illness, placing additional pressure on partners, parents and unpaid carers whose own opportunities for connection may also become restricted.

The region also faces a distinct demographic divide, with both young people aged 15–24 and seniors aged 65+ identified as high-risk groups for social isolation on the Fraser Coast and in Bundaberg. Nationally, recent youth cohorts have recorded loneliness levels of around 40%, while Wide Bay's older population creates a parallel challenge among seniors, particularly those ageing or living alone. These two vulnerable groups require different approaches to social connection: young people may benefit from accessible peer networks, youth spaces and opportunities for meaningful participation and belonging, while older residents may require neighbourhood-based connection, accessible transport, outreach and regular opportunities for face-to-face interaction. Together, the findings suggest that reducing loneliness in the region requires community-level social infrastructure and place-based approaches, rather than viewing loneliness solely as an individual wellbeing issue.



Social Isolation & Loneliness

	Fraser Coast	Bundaberg	QLD	Australia
Feel disconnected/ isolated (subjective)	62% (HBNC Community Survey)	73% (HBNC Community Survey)	30% (report fair/poor connection)	30% (Report fair/poor connection)
General loneliness prevalence (regularly or persistently feeling lonely)	33%	33%	33%	33.3%
Severe/ chronic loneliness (distressing, ongoing lack of companionship)	13% (tied directly to chronic illness)	12% (tied directly to chronic illness)	10.7% (lacked companionship)	16.6%
High-risk demographics (age groups reporting the highest isolation)	Seniors 65+ & Youth 15-24	Seniors 65+ & Youth 15-24	Youth 15-24 & Middle aged 25-44	Youth 15-24 & Middle aged 25-44

References:

Australian Institute of Health and Welfare. (2026). *Mental Health: Social isolation and loneliness.* https://www.aihw.gov.au/mental-health/topic-areas/health-wellbeing/social-isolation-and-loneliness

Beyond Blue. (2026). *Loneliness and mental health.* https://www.beyondblue.org.au/mental-health/loneliness

Chatty Cafe Australia. (2024). *A Deep Dive into Loneliness and Social Isolation in Australia – State of the Nation Report.* https://chattycafeaustralia.org.au/research/a-deep-dive-into-in-loneliness-and-social-isolation-australia-state-of-the-nation-report/

Council on the Ageing Queensland. (n.d.). *Social Isolation Prevention Peak.* https://cotaqld.org.au/social-isolation-prevention-peak/

Parliament of Australia. (n.d.). *Regional inequality in Australia Submission 23- Fraser Coast Regional Council.* https://www.aph.gov.au/Parliamentary_Business/Committees/Senate/Economics/Regional_Inequality_in_Australia/Submissions

Queensland Government Statistician's Office. (2024). Queensland Social Survey 2024: Social Isolation and Loneliness Survey Report. https://www.qgso.qld.gov.au/issues/13256/social-isolation-loneliness-survey-report-qld-social-survey-2024.pdf

Social Shift Institute. (2024). *State of Mental Health Report 2023: Hinkler & Fraser Coast.* https://socialshift.com.au/wp-content/uploads/2024/10/FINAL_State-of-Mental-Health-Wellbeing-Report-2023-3.pdf

University of Sydney. (2025). *More than 40 percent of young Aussies are lonely, as experts call for National Loneliness Strategy.* https://www.sydney.edu.au/news-opinion/news/2025/08/04/more-than-40-percent-of-young-aussies-are-lonely-as-experts-call-for-national-loneliness-strategy.html

Showcase-
Youth Mentoring

Every student deserves to have someone in their corner.
The Youth Mentoring program of HBNC is an early intervention initiative supporting school students (7-17 years old) who are experiencing difficulties in life by pairing them with a trained Volunteer Mentor. Mentors visit students one to two times per week at school and provide support by listening, assisting student's to recognise their strengths & talents and set goals and achieve them. The program aims to help young people remain positively engaged in school, home and community.



Virtual Reality Programs
Youth Mentoring also delivers the Youth First Aid Virtual Reality programs to community groups and schools, where students have the opportunity to learn basic support skills by participating in 3 immersive first aid scenarios. The Youth First Aid VR Program was developed by HBNC in partnership with University of Queensland Rural Clinical School Hervey Bay.

Find out more

SCAN ME

Showcase-
Reconnect

Support for young people at risk of homelessness
Reconnect is an early intervention program designed to assist young people aged 12–18 who are homeless or at risk of homelessness.
By stabilising their housing situation, strengthening family relationships, and enhancing engagement with education, employment, and the community, Reconnect fosters long-term wellbeing and resilience.



Reconnect provides support with:

Housing Stabilisation
- Assist young people in securing safe, stable, and sustainable housing.
- Provide early intervention to prevent homelessness.

Family Reconciliation
- Work with families to reduce conflict and improve communication.
- Help establish positive family relationships or viable support systems for independent young people.

Engagement with Education and Employment
- Support young people to re-engage with school, training, or work.
- Increase participation in community activities to enhance social connectedness and skills.

Wellbeing and Mental Health
- Foster resilience and self-sufficiency.
- Provide emotional and practical support to improve self-esteem and coping strategies.

Culturally and Contextually Supportive Approaches
- Deliver mediation, referrals, and group work tailored to individual needs.
- Build on the existing capacity of young people and families to address their unique challenges.

Find out more

SCAN ME

Showcase-
Intensive Family Support

Intensive Family Support (IFS) is a voluntary service that provides holistic support to families to promote the family's functioning, safety and wellbeing, empowering families to thrive in a safe environment.



Services include:

- **Household Management and Routine Development**: Helping families establish effective household routines.
- **Behavioural Strategies:** Providing guidance on managing children's behaviour.
- **Life Skills Development:** Offering training in budgeting, cooking, and obtaining a driver's licence.
- **Self-Care Strategies**: Supporting healthier self-care practices.
- **Relationship Management:** Assisting with managing difficult relationships, including family violence.
- **Children's Health and Education:** Ensuring children receive the necessary health and educational support.
- **Referral Pathways:** Connecting families to additional services as needed.

IFS service works with families experiencing multiple and/or complex needs who have children from unborn to 18 years of age. We deliver parenting support through tailored interventions to build the skills and capacity of parents and carers to safely nurture and protect their children.

IMPACT
COMMUNITY SERVICES
Improving lives since 1978

Find out more

SCAN ME

Showcase-
Trauma Assist

Trauma Assist provides a variety of supports to people who have experienced trauma to regain a sense of self, peace of mind and autonomy using a person-centred approach and evidence-based framework.

Services include:

- Sexual Abuse Support- specialised, experienced support by professionals through Wide Bay Sexual Assault Service
- Domestic & Family Violence post crisis support
- Intergenerational Trauma support
- Workplace & professional support
- Psychosocial recovery coaching
- National redress scheme counselling



Trauma ASSIST

Find out more

SCAN ME



It's not our job to toughen our children up to face a cruel and heartless world. It's our job to raise children who will make the world a little less cruel and heartless.

— L.R. Knost

4-What is being done for families?



4.1 Regional Strategies

The economic development strategies of both Fraser Coast and Bundaberg Regional Councils recognise that strong local economies are closely connected to the wellbeing and stability of families. Fraser Coast Futures 2036 places particular emphasis on creating opportunities that encourage younger people and professionals to remain in or relocate to the region, with the broader goal of lowering the regional median age. Investment in advanced manufacturing, tourism, aviation and transport logistics is supported by workforce initiatives such as the Fraser Coast Careers Pathways program and the Jobs Ready Program. Similarly, the Bundaberg Region Economic Development Strategy 2025–2035 focuses on strengthening workforce participation and keeping young people employed locally, including through the Bundaberg Jobs Commitment for more than 5,000 students and zero-cost technical pathways through the Green Jobs, Bright Future initiative.

These strategies can support families by addressing several of the underlying economic pressures that influence family wellbeing: secure employment, access to skills and training, opportunities for young people, and affordable and available housing. Both councils identify housing supply as an important part of regional growth. Fraser Coast's Residential Activation Fund aims to unlock more than 14,000 residential lots through infrastructure investment, while Bundaberg's Local Housing Action Plan includes the use of civic land and development incentives to increase housing supply and density.

Together, these approaches demonstrate a shift beyond economic development being viewed simply as business growth. By strengthening local career pathways, diversifying employment opportunities and increasing housing supply, council strategies can help families establish greater economic security and stability, while also creating stronger incentives for young people to remain in their communities rather than relocating for education or employment. This is particularly important for the long-term sustainability of regional communities, where access to stable work and suitable housing can significantly shape families' capacity to thrive.





Regional Strategies to support families- economic development

	Fraser Coast Futures 2036	Bundaberg Economic Strategy 2025-2035
Core Goal for Families	Lowering the regional median age by creating young professional opportunities	Building workforce integration to keep youth employed locally
Key Growth Sectors	Advanced manufacturing, tourism, aviation and transport logistics	Agribusiness value-adding, health tech, and targeted tourism expansion
Skills & Training	Fraser Coast Careers Pathways (FCCPP) sector linking; Jobs Ready Program for intensive 4-week employment onboarding	Bundaberg Jobs Commitment framework for 5,000+ students; Green Jobs, Bright Future zero cost tech pathways
Housing Supply & Zoning	Residential Activation Fund unlocking 14,000+ lots via macro-utility funding	Local Housing Action Plan gifting civic land platos; Charges Resolution (No.9) developer density discount schemes

References:
Bundaberg Regional Council. (2026). *Bundaberg Region Economic Development Strategy 2025-2035.* https://www.bundaberg.qld.gov.au/Council/Economic-development/Bundaberg-Region-Economic-Development-Strategy

Fraser Coast Regional Council. (2025). *Fraser Coast Futures 2036.* https://www.frasercoast.qld.gov.au/files/assets/public/v/2/business-and-tourism/investment-and-economic-develeopment/documents/fraser-coast-futures-2036_web_051225.pdf





4.2 Queensland Strategies

The Queensland State Government has implemented a range of strategies aimed at strengthening family wellbeing, improving access to essential services and addressing social and economic challenges experienced by families. Key initiatives include Putting Queensland Kids First, which prioritises early childhood development through free kindergarten, developmental health checks and early intervention services, and Securing our Housing Foundations, which seeks to improve housing affordability and accessibility through increased housing supply, first-home buyer assistance and investment in social and community housing. The Supporting Families Changing Futures initiative focuses on strengthening parenting capacity, preventing family breakdown and improving access to early intervention services through programs such as Triple P (Positive Parenting Program) and Family and Child Connect. Additionally, Safer Families, Safer Communities aims to strengthen responses to domestic and family violence through coordinated regional support networks, crisis intervention and improved safety pathways. Collectively, these strategies reflect a whole-of-government approach to supporting families across the lifespan, with an emphasis on prevention, early intervention, financial stability and family safety. For regional communities such as Fraser Coast and Bundaberg, these initiatives provide important policy frameworks for addressing local challenges, including housing stress, socioeconomic disadvantage, barriers to accessing services and domestic and family violence. However, their effectiveness will depend on equitable regional investment, accessible local service delivery and strong collaboration between government, community organisations and families.

Queensland Strategies to support families

	Core Initiative/Policy	Primary Objective for Families	Key Deliverables
Health & Early Childhood	Putting Queensland Kids First (carried-over strategy from previous government)	Target developmental health and support children from conception through early childhood.	**$501.9 million** total statewide package **Free Kindergarten** (15 hours/week) for all children the year before Prep. **Connecting2U Program** providing automated, text-based clinical advice Universal early hearing and development checks
Housing & Financial Relief	Securing our Housing Foundations (via Economic Development Queensland-current State Government)	Accelerate residential land supply, lower entry costs for first-time buyers, and expand social housing.	**$2 Billion Residential Activation Fund (RAF)** to unlock **98,000+ housing lots** Target of **1 million homes built by 2044** **Abolished transfer (stamp) duty** for eligible first-home buyers **53,500 new social and community homes**
Family Support & Parenting	Supporting Families Changing Futures (carried over initiative)	Prevent family breakdowns, build parenting confidence, and triage localized domestic support.	Fully funded, **free universal access** to the **Triple P (Positive Parenting Program)** **Family and Child Connect (FaCC)** referral network across 17 regional zones A central, confidential phone gateway (**13-FAMILY**) for acute domestic triage
Domestic & Family Violence Protection	Safer Families, Safer Communities (current State Government)	Establish integrated regional safety frameworks and provide 24/7 immediate crisis interventions	Rollout of specialized multi-agency networks and regional **Hope Hubs** Coordinated local protection grids delivering physical refuge and safety pathways

References:
Economic Development Queensland. (2025). *Strategic Plan 2025-2029.* https://www.edq.qld.gov.au/wp-content/uploads/2026/06/EDQ-Strategic-Plan-2025-2029.pdf

Queensland Education. (2026). *Strategies and initiatives, Access to Free Kindy*. https://earlychildhood.qld.gov.au/about-us/strategies-and-initiatives

Queensland Government, Department of Families, Seniors, Disability Services and Child Safety. (2026). *Early support for all parents and families.* https://www.families.qld.gov.au/our-work/child-safety/parents-families/early-support-all-parents-families

Queensland Government. (2024). *Department of Families, Seniors, Disability Services and Child Safety, Family Support: Family and Child Connect.* https://www.families.qld.gov.au/about-us/our-department/partners/child-family/our-community-partners/family-support

Queensland Government, Department of Families, Seniors, Disability Services and Child Safety. (2026). *Our priorities.* https://www.families.qld.gov.au/about-us/our-department/right-information/publication-scheme/our-priorities

Queensland Government State Development, Infrastructure and Planning. (2025). *Building a future-ready Queensland: 2025-26 Budget highlights.* https://www.statedevelopment.qld.gov.au/news-and-events/building-a-future-ready-queensland-2025-26-budget-highlights

Queensland Government. (2016). *Supporting Families, Changing Futures*. https://cabinet.qld.gov.au/documents/2016/Apr/SupFChF/Attachments/Report.pdf

Queensland Government, The Queensland Cabinet and Ministerial Directory. (2024). *Miles Government makes Queensland kids a priority*. https://statements.qld.gov.au/statements/100469





4.3 National Strategies

The Australian Government has established several key national strategies aimed at strengthening family wellbeing, improving access to essential services and supporting vulnerable children and families. The Early Years Strategy 2024–2034 provides a long-term framework for improving outcomes for children aged 0–5, with a focus on early childhood education, integrated health services and coordinated family support. Complementing this, the Thriving Kids initiative aims to improve early identification and access to developmental support for children aged 0–8 experiencing mild-to-moderate developmental delays or autism, reducing barriers associated with formal diagnosis. Together, these initiatives reflect a growing national emphasis on early intervention, prevention and integrated service delivery, recognising that supporting children during their formative years can improve long-term educational, health and social outcomes.

Family safety, cultural wellbeing and support for vulnerable households are also significant national priorities. The Safe and Supported 2021–2031 framework seeks to reduce child abuse and neglect through coordinated government and community responses, strengthened by the Children and Family Support (CaFS) program and its focus on early intervention and family preservation. Additionally, the Closing the Gap Implementation Plan prioritises improved outcomes for Aboriginal and Torres Strait Islander families through culturally appropriate maternal health services, community-controlled initiatives and strategies to reduce domestic and family violence and the overrepresentation of First Nations children in out-of-home care. For regional communities such as Fraser Coast and Bundaberg, these national strategies provide important policy and funding frameworks to address local challenges associated with socioeconomic disadvantage, developmental vulnerability, disability and family safety. However, their effectiveness will depend on accessible local services, culturally responsive delivery and strong partnerships between government, community organisations and families to ensure national commitments translate into meaningful outcomes at a local level.

Australian Strategies to support families

	Core Initiative/Policy	Scope	Key Deliverables
Early Development	Early Years Strategy (2024-2034)	Children aged 0–5 and their immediate support networks.	Universal access to early childhood education; integrated health and education policies.
Disability & Health	Thriving Kids	Children 0–8 with mild-to-moderate developmental delays/autism.	Medicare Healthy Kids Check for 3-year-olds; immediate access to developmental therapy without formal diagnoses.
Safety & Wellbeing	Safe and Supported 2021-2031	Vulnerable families, children in foster care, and out-of-home care networks.	**$371M per year** ongoing **Children and Family Support (CaFS)** program; multi-agency early intervention networks.
Indigenous Welfare	Closing the Gap Implementation Plan	Aboriginal and Torres Strait Islander families nationwide.	Targeted maternal health funds; direct community grants to ACCOs to reduce domestic violence and out-of-home care.

References:

Australian Government, Australian Institute of Family Studies. (2026). *Safe and Supported*. https://aifs.gov.au/research-programs/safe-and-supported

Australian Government, Department of Health, Disability and Ageing. (2026). *Implementation of Australian Government Thriving Kids supports*. https://www.health.gov.au/resources/publications/implementation-of-australian-government-thriving-kids-supports?language=en

Australian Government, Department of Education. (2026). *Early Years Strategy*. https://www.education.gov.au/early-childhood/about/strategy-and-evaluation/early-years-strategy

Australian Government, Department of Social Services. (2024). *Early Years Strategy 2024-2034*. https://www.dss.gov.au/early-years-strategy/resource/early-years-strategy-2024-2034

Australian Government, Department of Social Services. (2026). *New Children and Family Support (CaFS) Program*. https://www.dss.gov.au/new-children-and-family-support-cafs-program

Australian Government, National Indigenous Australian Agency. (2026). *Commonwealth Closing the Gap 2025 Annual Report and 2026 Implementation Plan*. https://www.niaa.gov.au/resource-centre/commonwealth-closing-gap-2025-annual-report-and-2026-implementation-plan

Australian Government Thriving Kids. (2026). *Family support*. https://www.health.gov.au/thrivingkids/family-support

The Grants Hub. (2026). *Australian Federal Budget 2026-27: Key Grants & Funding Initiatives*. https://www.thegrantshub.com.au/blog/australian-federal-budget-2026-27-key-grants-funding-initiatives

Secretariat of National Aboriginal and Islander Child Care. (2026). *National Voice for our Children: Safe and supported*. https://www.snaicc.org.au/our-work/child-and-family-wellbeing/safe-supported/

Showcase-
Foundations for Life

Supporting vulnerable mothers and families.

Located in Bundaberg, this program provides essential antenatal and postnatal care for vulnerable and at-risk women aged under 25 and their partners with the goal of improving access to high-quality maternity care and support positive health behaviours during and after pregnancy.

Services include:

- Individual antenatal and postnatal care
- Group sessions and workshops

Foundations for Life focuses on helping young mothers and their families achieve optimal maternal and infant health, ensuring a strong start for the next generation. The service also hosts free, regular appointments with a qualified midwife who provides ongoing care, supporting and continuity throughout pregnancy. The midwife collaborates closely with local hospitals to provide comprehensive care.



IMPACT COMMUNITY SERVICES
Improving lives since 1978

Find out more

SCAN ME

Showcase-
Child, Youth & Family Service

Located in Hervey Bay & Bundaberg, Child, youth and family service provides child growth and development checks. It also provides tests, immunisation, parenting advice and support to give children the best possible start in life.

Services include:

- help with sleep and settling concerns
- growth and development checks
- breastfeeding and early feeding support
- information and support on feeding your baby and child
- parenting support and support with behavioural concerns
- hearing screens for children aged between 4 and 18 years.

Programs include:

Circle of Security

This group program is for parents and carers with children aged 0 to 5 years. It focuses on helping parents to understand their child's emotional needs and build nurturing relationships.

Lactation consultant

Our lactation consultant is available to help you with any breast feeding concerns you may have. Bookings are essential.

Triple P (Positive Parenting Program)

This program helps you to raise happy and confident children and manage their behaviours. It's for parents and caregivers with children aged between 2 and 12 years.

Queensland Government | Wide Bay Hospital and Health Service

Find out more

SCAN ME

Showcase-
Family Wellbeing

Providing practical and tailored support to families in Bundaberg, Emerald, Hervey Bay, Longreach, Maryborough, Rockhampton & Woorabinda who need a hand to improve the safety and wellbeing of their children.

The Family Wellbeing Program (FWB) is a free service dedicated to supporting the social, emotional, physical, and spiritual wellbeing of Aboriginal and Torres Strait Islander families.

We take a holistic, culturally responsive approach to meet families where they are, offering support across all levels of need. Our team works alongside families to strengthen safety, connection, and wellbeing at home – helping to reduce the risk of children entering or returning to the child protection system.

Support is provided through a combination of in-home assistance, group and community-based activities, and access to specialist services, including Domestic and Family Violence (DFV) support and tailored interventions for those who use violence.



Find out more

SCAN ME

Showcase-
Kidz in the Hood Playgroup

Located in Bundaberg, the Kidz in the Hood Playgroup is a learning experience for young children aged 0 to 5 years.

The playgroup operates every Tuesday and Friday between 9:30am and 11:30am in the playground at 111 Targo Street.

The playgroup is a safe and secure area for children to play with various toys, swings, a sandpit and with other children.

The playgroup is constantly supervised by Centre staff ensuring the safety of all children in attendance.



Bundaberg & District NEIGHBOURHOOD CENTRE

Find out more

SCAN ME

Showcase-
EDON Place

Edon Place Domestic and Family Violence Services are a not-for-profit community based organisation providing specialist domestic and family violence support services in the Bundaberg and North Burnett regions. Our services are provided in the catchment area of Bundaberg, Childers, Gin Gin, Monto, Gayndah and Eidsvold. They offer a wide range of programs to families affected by domestic and family violence. EDON Place provides quality, short-term crisis accommodation, assistance and support to women and children escaping domestic and family violence.

EDON Place partners with government and non-government agencies, organisations and women's services to continue to improve responses to domestic and family violence as we work toward achieving our goal of ending domestic and family violence.

Services include:

- Children's Counselling & Support Services
- Court Based Services – Bundaberg, Childers & Gayndah
- Home Security Safety Upgrades
- Parenting Programs
- Perpetrator Intervention Program – Responsible and Respectful
- Choices – Men's Program
- Referral to Support Agencies
- Risk Assessment & Safety Plans
- Service Systems – Community Education
- Women's Counselling & Support Services
- Temporary Supported Accommodation – assistance & support
- services for Women & Children
- Mobile Support Services
- North Burnett Services – Domestic and Family Violence Counselling & Support Services – Gayndah, Eidsvold and Monto region
- Women's Health and Wellbeing Support Services – Women's Group Program
- Domestic and Family Violence Specialist Practitioner - Queensland Police Service Bundaberg



EDON place
end domestic violence now

Find out more

SCAN ME

A truly child-friendly city is one where every child feels safe, valued, heard and free to dream. It is a community that doesn’t just create spaces for children, but creates a future with them, where their voices shape our decisions, their imagination inspires our possibilities, and their wellbeing is at the heart of everything we do.



5-Future Outlook



5.1 It Takes a Village

With a focus on supporting families into the future, HBNC in collaboration with other family services providers has developed the “It Takes a Village” Creating Child Safe Communities Action Plan”. This plan outlines a community-led approach to strengthening child safety, wellbeing and belonging across the Fraser Coast. Built around the philosophy that raising and protecting children is a shared community responsibility, the initiative seeks to shift the focus from reactive child protection systems towards early intervention, prevention and community connection.

The plan recognises that children thrive when they grow up in welcoming, inclusive and connected communities where they feel safe, supported and valued. It is underpinned by three interconnected pillars: Places that Care, which focuses on creating accessible, child-friendly public spaces and neighbourhood hubs; People who Notice, which strengthens the role of neighbours, volunteers, trusted adults and community organisations in supporting children and families; and Voices that Matter, which ensures children and young people actively participate in shaping their communities through consultation, creativity and co-design.

The plan identifies opportunities to strengthen existing community infrastructure, partnerships and programs while introducing innovative, place-based initiatives that foster connection and reduce social isolation. Proposed actions include expanding family hubs and neighbourhood lounges, activating public spaces through play, art and community events, developing volunteer networks, improving access to extracurricular activities and establishing children's advisory groups.

Collaboration between local government, schools, health services, community organisations, businesses and families is central to creating a collective culture of care. Importantly, the plan builds on existing Fraser Coast initiatives and local research, to inform evidence-based priorities and future investment.

Currently in an early exploration and co-design phase, the initiative proposes testing and evaluating small-scale activities before expanding successful approaches across the region.

Ultimately, It Takes a Village presents a long-term vision for a child-safe Fraser Coast where every child has opportunities to belong, participate, thrive and grow within a strong, connected and caring community.

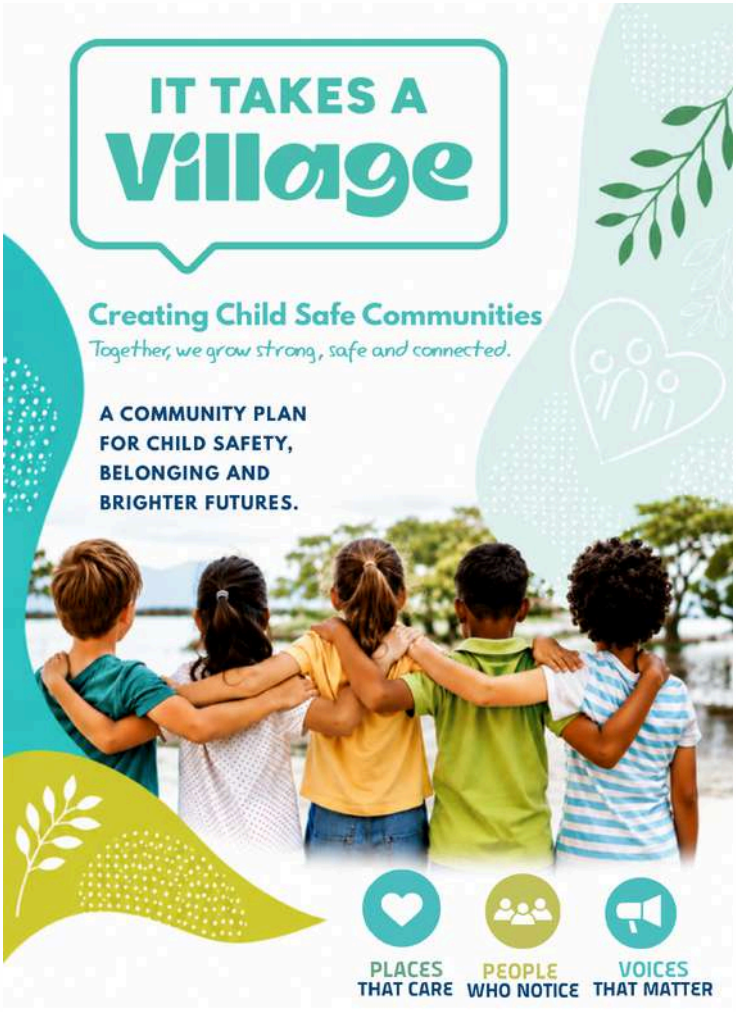

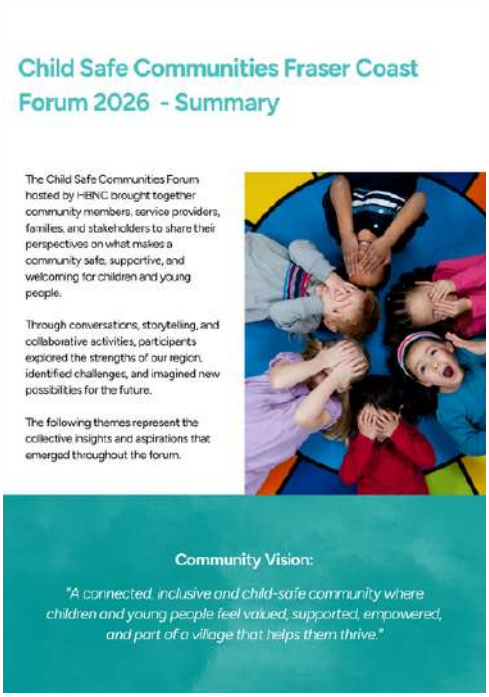



SOCIAL
SHIFT
INSTITUTE

HBNC
Creating Connected Communities

www.socialshift.com.au